

# Locks


Lost Key Service	266
Thule Cable Lock	267
Thule Strap Lock	267
Thule Door Lock	268
Thule Door Frame Lock	269
Thule Security Handrail	270
Thule Security Handrail Short Version	271
Thule Security Handrail Door Frame Kit	272
Thule Cab Lock	273
Thule Van Lock	275
Thule Inside-Out Lock G2	276
Thule Universal Lock	277

# Lost Key Service

## When buying a Thule Lock

To assure a very high safety level of our security products the key number is not shown on the door lock itself but only on the keys. This means it is important to write down the key number in order to order any spare keys in case of loss.

Therefore we have printed this card on the packaging of all Thule Door Locks:


  
**KEY NUMBER:**  
.....

**EN** Write down your key number and keep this card in a safe place. In case of lost keys, you need this number to order a spare key.

**DE** Notieren Sie hier Ihre Schlüssel-Nummer und bewahren Sie diese Karte an einem sicheren Ort auf. Im Falle eines Schlüsselverlustes können Sie mit dieser Nummer einen Ersatzschlüssel bestellen.

**FR** Notez votre numéro de clef sur cette carte et gardez-la précieusement. En cas de perte, ce numéro vous permettra de commander une nouvelle clef.

**NL** Noteer hier uw sleutelnummer en bewaar deze kaart op een veilige plaats. Bij verlies van sleutels heeft u dit nummer nodig om een reserve sleutel te bestellen.



## In case you need to order new keys

### I. When the key number is known

If the key number is known, a set of 2 spare keys can be ordered to match the existing lock.

1500602260	Key number known - spare keys for door locks (2 pcs)
------------	--

### II. When the key number is unknown

In case of lost keys and unknown key number, we offer the option to dismount the lock and change the lock cylinder by a new one (delivered with 2 new keys).

1500602681	Key number unknown - new lock cylinder + 2 keys
------------	---

To take out the existing lock cylinder from the lock, the brass push-button needs to be pushed.

Push-button on new lock cylinder



Position of push-button on Thule Door Lock



## Thule Cable Lock



### INFO

- Strong cable with secure lock
- Coated to avoid damage to your belongings
- Two keys
- Length: 180 cm

538000

Thule Cable Lock

## Thule Strap Lock



### INFO

- The lightweight aluminium strap buckle has a protective cover to avoid scratches and marks
- The strap contains a highly durable steel core wire which protects against cutting
- With the Thule Strap Lock the bikes are not only extra secured during transport but they are also protected against theft
- It's possible to tighten the strap both when open and locked
- Can also be used for any other purpose when you want to secure other valuable items
- Length: 3.00 m
- Net weight: 0.390 kg
- Gross weight: 0.450 kg (incl. packaging)

307389

Thule Strap Lock (per 20 pcs)

# Thule Door Lock



## INFO

- Material Solid powder-coated aluminium
- Colour White
- Net weight 0.850 kg
- Gross weight 0.915 kg (with packaging)



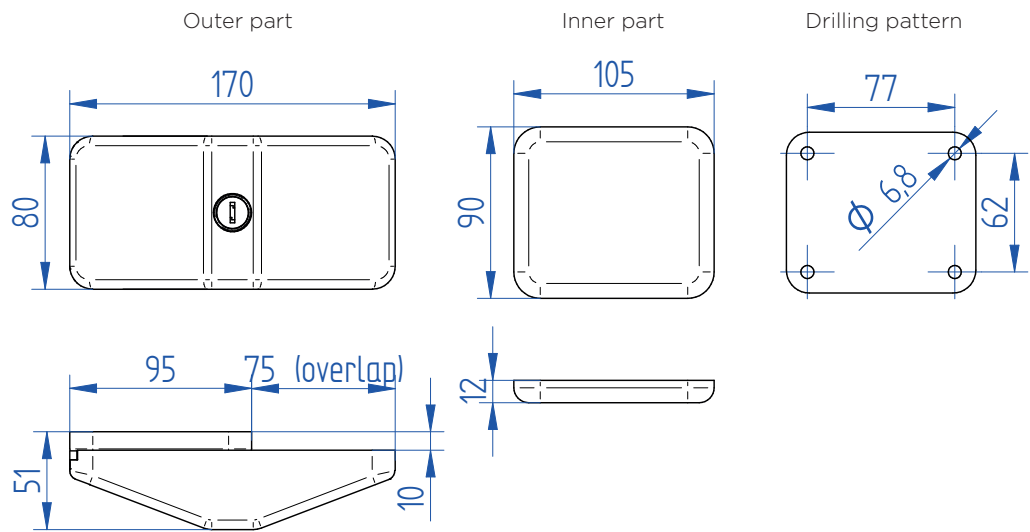
## FEATURES

- High security lock for motorhomes and caravans
- Slide left or right to lock and secure the motorhome and caravan doors, hatches or garage
- Can be used for left or right opening doors
- Fast and simple to install
- Mounted through the wall of the vehicle with a mounting plate, a sealing cover and bolts

## RELATED PRODUCT

- Thule Door Frame Lock

## TECHNICAL DRAWING



Bolt length	Wall thickness (mm)	
	min.	max.
35	25	30
40*	30	35
45	35	40
50	40	45

\*Standard delivered bolts

308888	Thule Door Lock - Single pack
308890	Thule Door Lock - Triple pack

# Thule Door Frame Lock



Locks

**INFO**

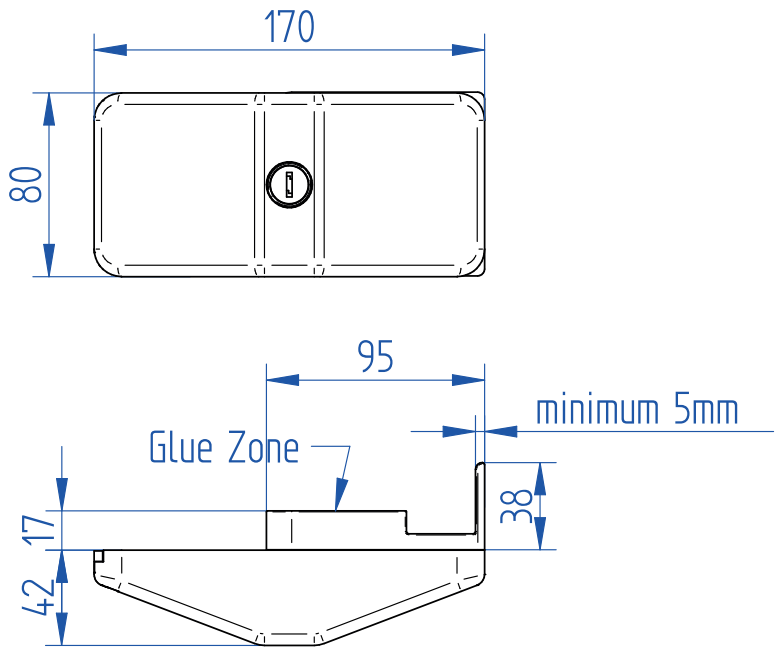
- Material Solid powder-coated aluminium
- Colour White
- Net weight 0.840 kg
- Gross weight 0.895 kg (packaging included)



**FEATURES**

- The Thule Door Frame Lock enables the installation of the Thule Door Lock when there is no space inside the vehicle to fit the mounting plate. This can happen due to wall furniture
- Slide left or right to lock and secure the motorhome and caravan doors, hatches or garage
- Can be used for left or right opening doors
- The frame is screwed into the side of the door frame
- Requires a 5 mm gap between door and frame

**TECHNICAL DRAWING**



308889	Thule Door Frame Lock - Single pack
308891	Thule Door Frame Lock - Triple pack

# Thule Security Handrail



## INFO

- Material Solid powder-coated aluminium with anti-slip grip
- Colour White
- Net weight 2.000 kg
- Gross weight 2.270 kg (packaging included)

## FEATURES

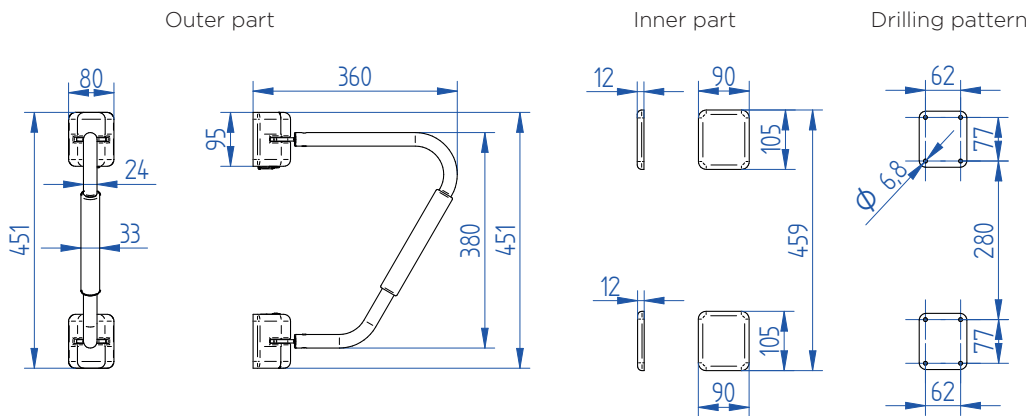
- A sturdy and easy-to-fit handrail, ideal for motorhomes and caravans
- Double-locking mechanism and large overlap with door for extra high stability
- In the open position, it offers a sturdy grab handle to help getting in and out the vehicle and when locked it folds across the door giving added visible security
- Can be used on both left or right opening doors
- Easy to mount through the vehicle wall with 2 mounting plates, covers and bolts or in the frame of the door with the optional Thule Security Handrail Frame Mounting Kit

## RELATED PRODUCT

- Thule Security Handrail Frame Mounting Kit



## TECHNICAL DRAWING



Bolt length	Wall thickness (mm)	
	min.	max.
35	25	30
40*	30	35
45	35	40
50	40	45

\*Standard delivered bolts

308892	Thule Security Handrail
--------	-------------------------

# Thule Security Handrail Short Version



Locks

INFO

- Material                      Solid powder-coated aluminium with anti-slip grip
- Colour                         White
- Net weight                   1.850 kg
- Gross weight                2.050 kg (packaging included)

FEATURES

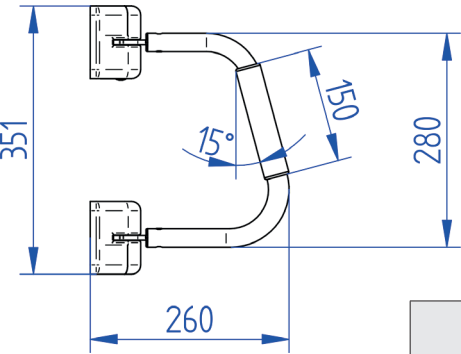
- A sturdy and easy-to-fit handrail, ideal for motorhomes and caravans
- Double-locking mechanism and large overlap with door for extra high stability
- In the open position, it offers a sturdy grab handle to help getting in and out the vehicle and in its locked position it folds across the door giving added visible security
- Can be used on both left or right opening doors
- More compact, requires less space for installation
- Easy to mount through the vehicle wall with 2 mounting plates, covers and bolts or in the frame of the door with the optional Thule Security Handrail Frame Mounting Kit
- The short version is advised for vehicles with a lower entry door, for vehicles with a higher entry door, the standard Thule Security Handrail is advised



RELATED PRODUCT

- Thule Security Handrail Frame Mounting Kit

TECHNICAL DRAWING



Bolt length	Wall thickness (mm)	
	min.	max.
35	25	30
40*	30	35
45	35	40
50	40	45

\*Standard delivered bolts

307387	Thule Security Handrail Short Version
--------	---------------------------------------

# Thule Security Handrail Door Frame Kit



### INFO

- Material                   Solid powder-coated aluminium
- Colour                     White
- Net weight               0.350 kg
- Gross weight           0.400 kg (packaging included)

### FEATURES

- This kit enables the installation of the Thule Security Handrail when there is no space inside the vehicle to fit the mounting plates. This can happen for example due to wall furniture
- The kit is screwed into the side of the door frame
- Requires a 5 mm gap between door and frame



308893	Thule Security Handrail Door Frame Kit
--------	--



# Thule Cab Lock


**Locks**

## INFO

### Thule Cab Lock Ducato - Double Pack

- Material Solid lacquered aluminium
- Colour Grey
- Net weight 1.085 kg
- Gross weight 1.185 kg (packaging included)

### Thule Cab Lock Sprinter - Double Pack

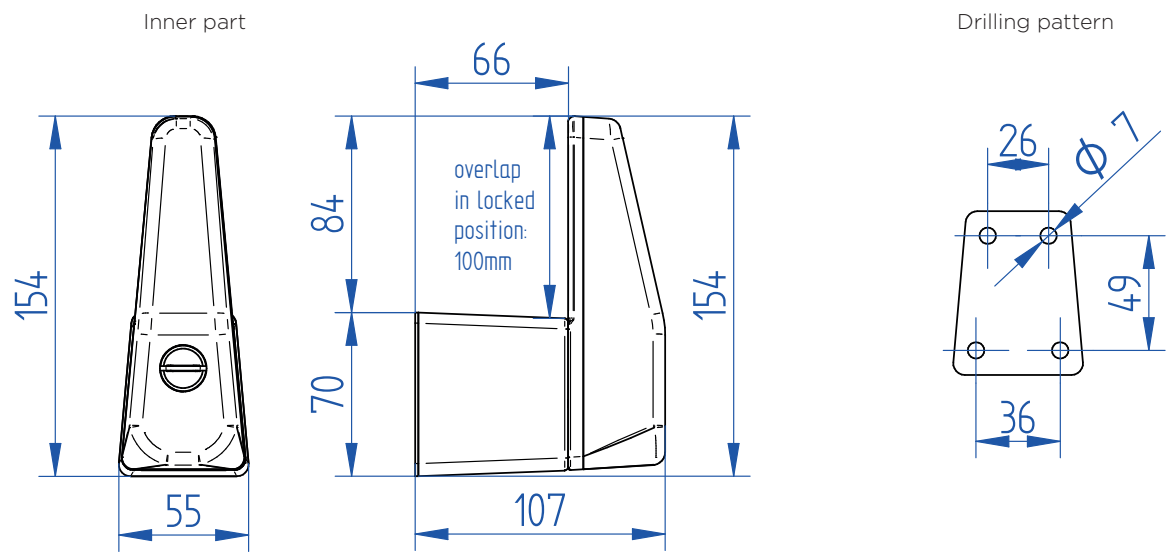
- Material Solid lacquered aluminium
- Colour Grey
- Net weight 1.355 kg
- Gross weight 1.455 kg (packaging included)



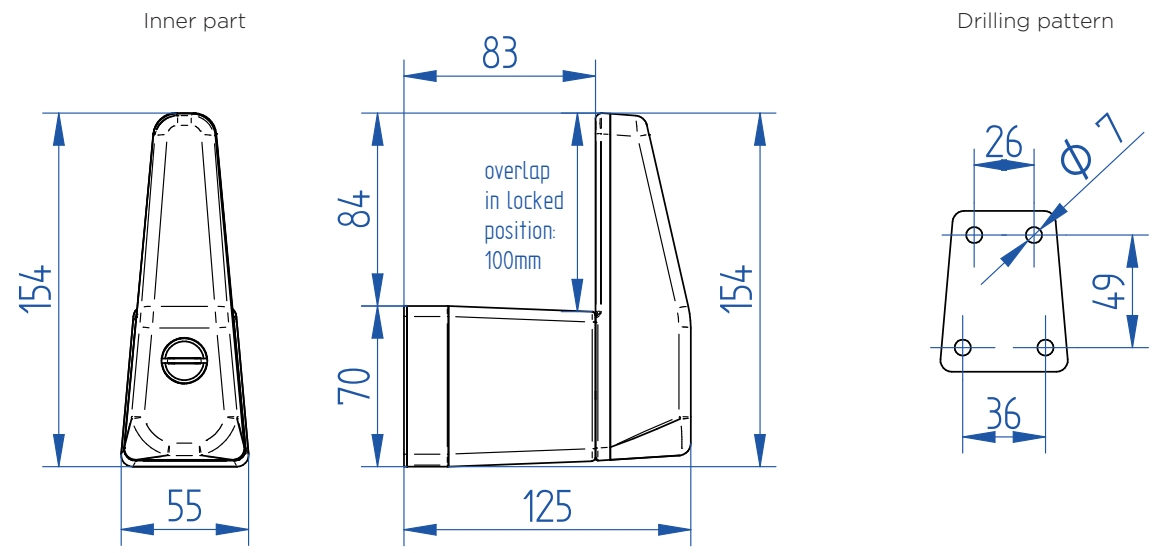
## FEATURES

- High-security lock for motorhomes and vans
- To secure cabin doors from inside with a key
- Colour in harmony with van interior
- Easy installation thanks to drilling template and mounting instructions
- Special screws to mount directly on the cabin door
- Big coverage behind vertical post of cabin door
- Thule Cab Lock Ducato is suitable for:
  - Fiat Ducato (> 2007)
  - Citroën Jumper (> 2007)
  - Peugeot Boxer (> 2007)
- Thule Cab Lock Sprinter is suitable for:
  - Mercedes Sprinter (> 2006)
  - Volkswagen Crafter (> 2006)
  - Renault Master (> 2010)
  - Opel Movano (> 2010)

TECHNICAL DRAWING - Thule Cab Lock Ducato



TECHNICAL DRAWING - Thule Cab Lock Sprinter



309830	Thule Cab Lock Ducato - Double pack
309831	Thule Cab Lock Sprinter - Double pack

# Thule Van Lock



Locks

INFO

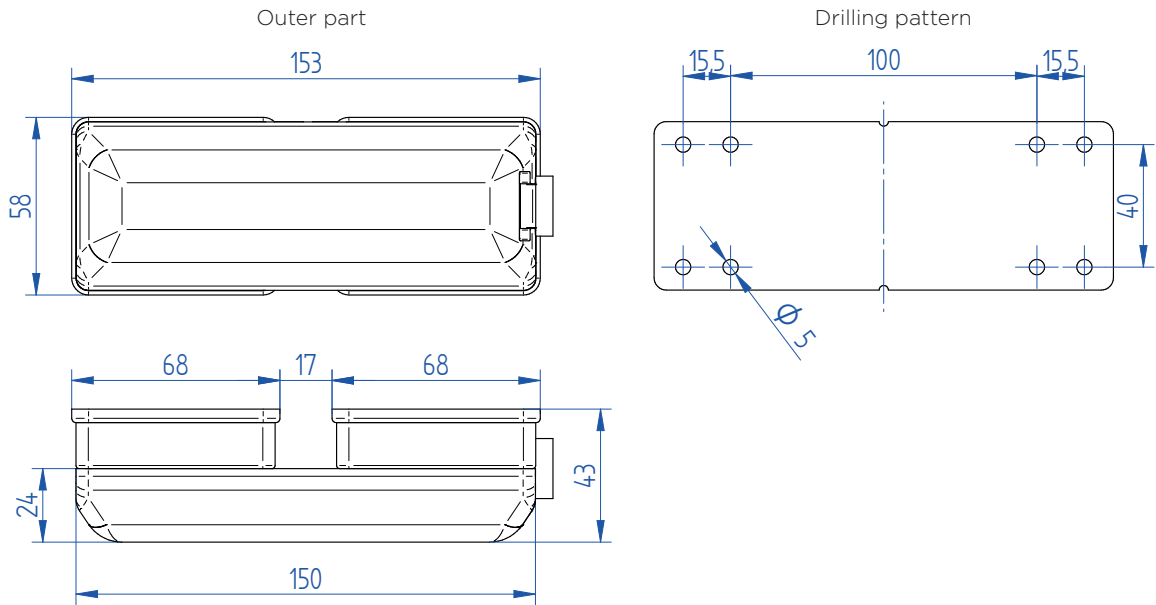
- Material                   Solid powder-coated aluminium
- Colour                     Black
- Net weight                0.525 kg
- Gross weight            0.580 kg (packaging included)



FEATURES

- High-security lock for vans
- Fits all van models
- To secure rear door and sliding side door
- Patented concept and design
- Lock slides in front of the door to prevent opening
- The lock fastens both parts of the door ensuring high security
- Colour in harmony with bumper and handles of van
- Anti-rattling system integrated
- Special screws to mount directly on doors
- Can be combined with the Thule Cab Lock to protect the entire vehicle

TECHNICAL DRAWING



309832	Thule Van Lock - Single pack
309833	Thule Van Lock - Double pack

# Thule Inside-Out Lock G2



## INFO

- MaterialSolid powder-coated aluminium
- Colour outer partWhite
- Colour inner partSilver grey
- Net weight0.940 kg
- Gross weight1.085 kg (packaging included)

## FEATURES

- High-security lock for motorhomes and caravans
- To secure the entrance door from the in- and outside
- Large overlap with door for greater security
- Lockable from both sides but for your safety it can always be opened from the inside
- Lockable with a key from the outside
- Limited space required for installation
- To be mounted through the wall
- Can be installed horizontally or vertically for optimal orientation of inner part
- Maximum wall thickness: 45 mm

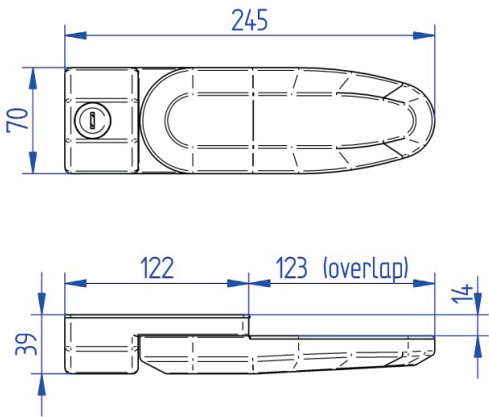


## TECHNICAL DRAWING

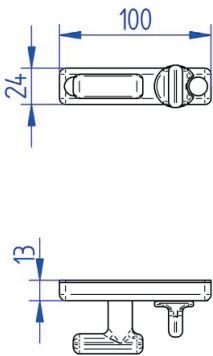
Bolt length	Wall thickness (mm)	
	min.	max.
40 ; 50	25	30
45 ; 55*	30	35
50 ; 60	35	40
55 ; 65	40	45

\*Standard delivered bolts

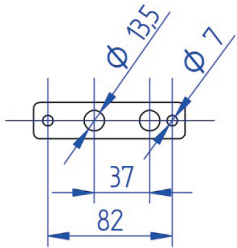
Outer part



Inner part



Drilling pattern



307339	Thule Inside-Out Lock G2
--------	--------------------------

# Thule Universal Lock



## INFO

- Material Solid powder-coated aluminium
- Colour White - Black
- Net weight 0.540 kg surface | 0.720 kg wall | 0.760 kg door
- Gross weight 1.020 kg (with packaging)

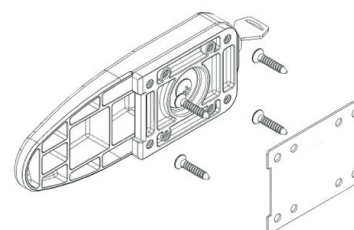
## FEATURES

- High-security lock for motorhomes, caravans and vans
- Available in single, double or triple packaging with identical keys
- Large overlap with door for great security
- Strong rotating lock system with a sturdy 8 mm axle
- Integrated anti-rattling system
- 3 different mounting options with the same lock

## MOUNTING OPTIONS

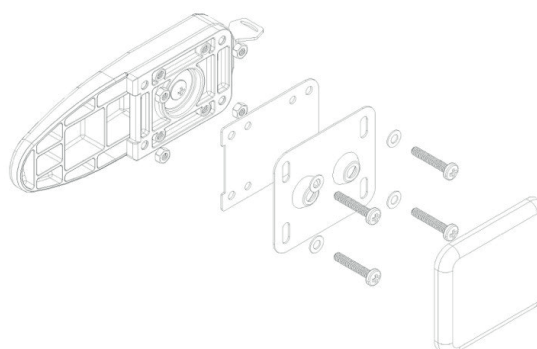
### 1) Surface-mounted installation

- For sliding doors, cabin doors or double rear doors of a van
- Installed with 4 screws in the vehicle's body



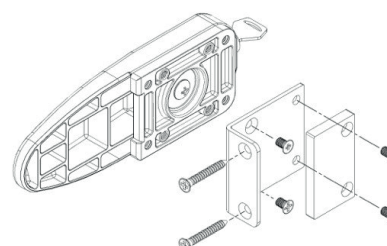
### 2) Wall-mounted installation

- For entrance door, garage door or hatches of a motorhome or caravan
- Installation through the wall with 4 bolts, mounting plate and cover
- Fits on both left or right opening doors



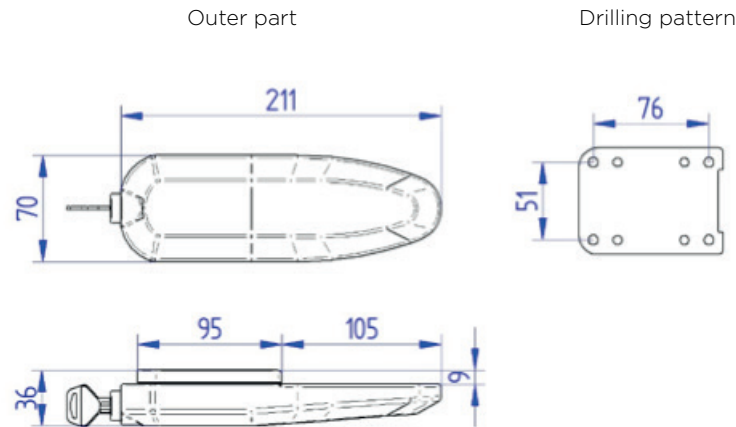
### 3) Door frame-mounted installation

- For entrance door, garage door or hatches of motorhomes or caravans
- When space inside the vehicle is too limited to fit the mounting plate
- Installation with 2 screws in the door frame
- The door frame bracket only requires a 3 mm gap between door and frame
- Fits left or right opening doors

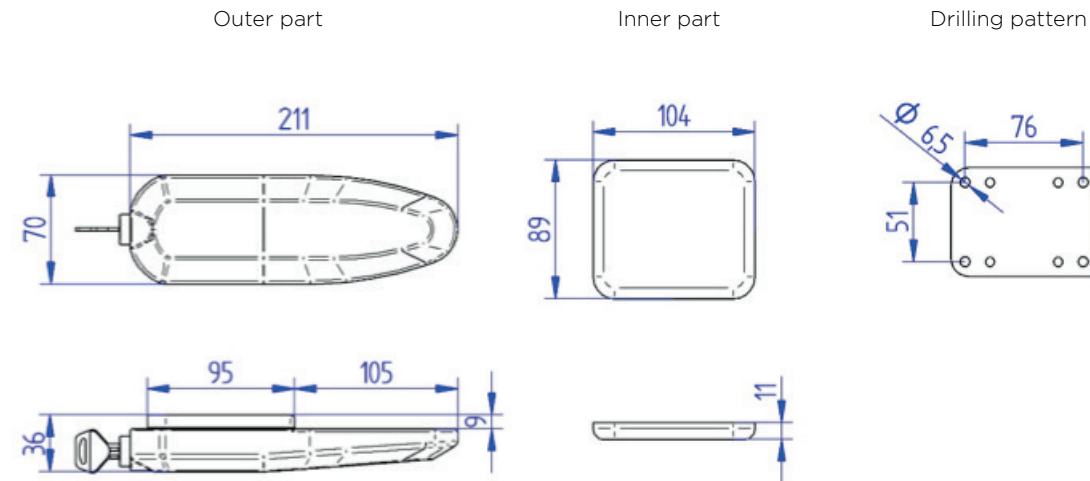


TECHNICAL DRAWING

1) Surface-mounted installation



2) Wall-mounted installation



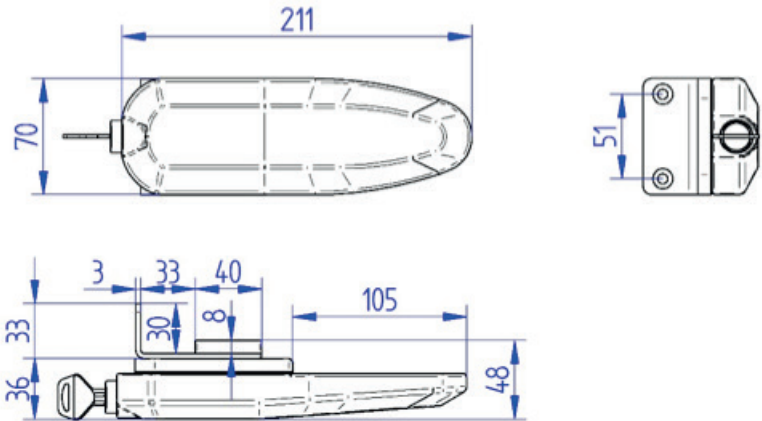
Bolt length	Wall thickness (mm)	
	min.	max.
35	25	30
40*	30	35
45	35	40
50	40	45

\*Standard delivered bolts

3) Door frame-mounted installation

Outer part

Drilling pattern



301406	Thule Universal Lock White - Single pack
301419	Thule Universal Lock White - Double pack
301407	Thule Universal Lock White - Triple pack
301408	Thule Universal Lock Black - Single pack
301409	Thule Universal Lock Black - Double pack

[illegible]